


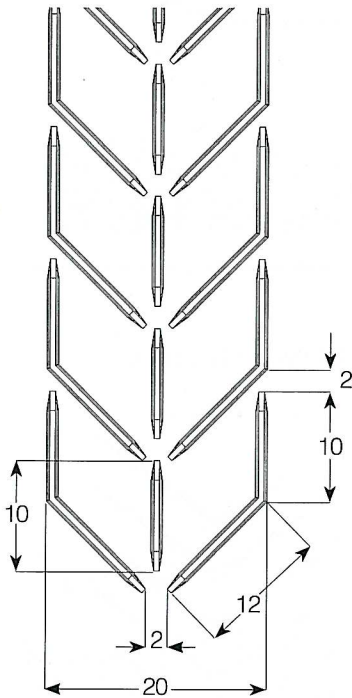
# New!

## V-Cleat Road-Away Milling Belt

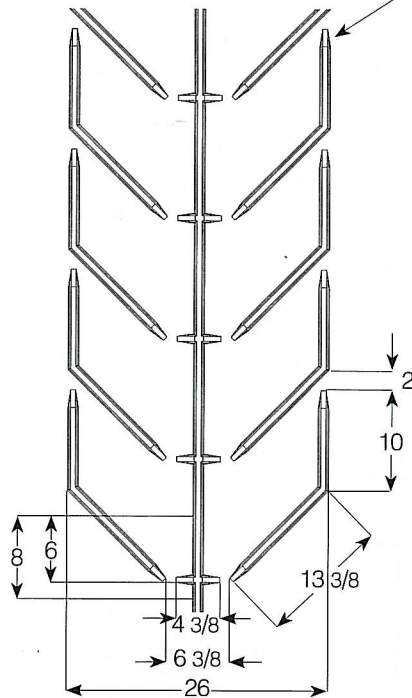
**Tapered  
Cleat End**



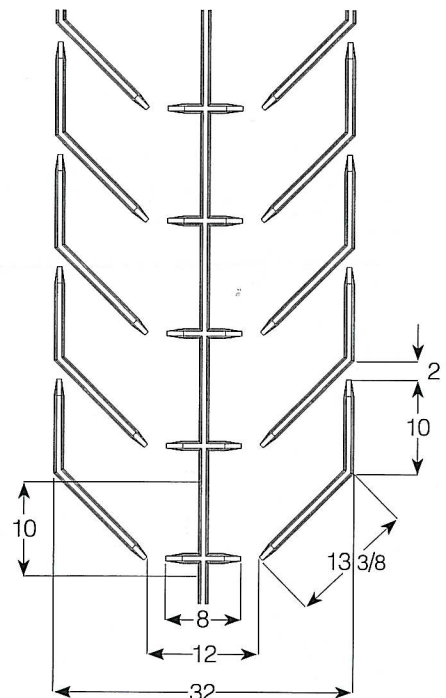
Tapered leading and trailing edges are designed to reduce the stress on belts that operate on small pulleys.



- 24" Belt width minimum
- 12" Cleat centers
- 1" Cleat height
- 1-1/4" Cleat base width
- 1" high stabilizing center profile
- Metric widths available



- 36" Belt width minimum
- 12" Cleat centers
- 1" Cleat height
- 1-1/4" Cleat base width
- 1" high "continuous" stabilizing center profile
- Metric widths available



- 42" Belt width minimum
- 12" Cleat centers
- 1" Cleat height
- 1-1/4" Cleat base width
- 1" high "continuous" stabilizing center profile
- Metric widths available

